

DUAL THERMOSTAT

ZR 011



- > NO and NC in one casing
- > Separate adjustable temperatures
- > High switching capacity
- > Terminals easily accessible
- > Clip fixing

Two thermostats in one casing:

Thermostat (contact breaker, normally closed) for regulating heaters. The contact opens when temperature is rising. **Thermostat (contact maker, normally open)** for regulating filter fans and heat exchangers or switching signal devices when temperature limit has been exceeded. The contact closes when temperature is rising.

Heaters and cooling equipment can be switched independently from each other with a temperature offset as opposed to the usual change-over contacts.

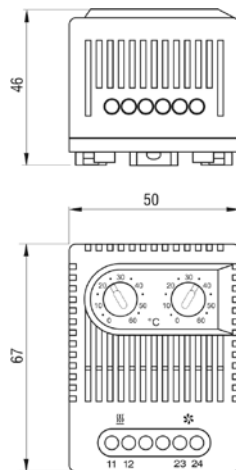


TECHNICAL DATA

Switch temperature difference	7 K (± 4 K tolerance)
Sensor element	thermostatic bimetal
Contact type	snap-action contact
Service life	> 100,000 cycles
Max. switching capacity	AC 250 V, 10 (2) A AC 120 V, 15 (2) A DC 30 W at DC 24 V to DC 72 V
Max. inrush current	AC 16 A for 10 sec.
Connection	4-pole terminal, clamping torque 0.5 Nm max.: rigid wire 2.5 mm ² (AWG 14) stranded wire ¹ 1.5 mm ² (AWG 16)
Mounting	clip for 35 mm DIN rail, EN 60715
Casing	plastic according to UL94 V-0, light grey
Dimensions	67 x 50 x 46 mm
Weight	approx. 90 g
Fitting position	variable
Operating/Storage temperature	-45 to +80 °C (-49 to +176 °F)
Operating/Storage humidity	max. 90 % RH (non-condensing)
Protection type	IP20
Approvals	CE

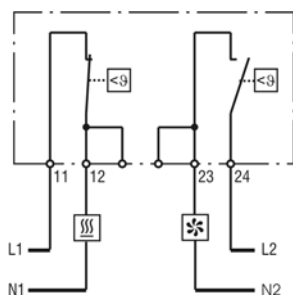
¹ When connecting with wires, wire end ferrules must be used.


Important note: The contact system of the regulator is subjected to environmental influences, thus the contact resistance may change. This can lead to a voltage drop and/or self-heating of the contacts.



Connection diagram

Thermostat ZR 011 (NC/NO)



-  Heater
-  Filter fan, Cooling equipment, Signal device

Example of connection

